



Cleaning and Caring for Your BenQ Board



Coated with a nano-ionic silver agent, the germ-resistant screen and accessories of the BenQ Board Pro defend against the spread of common bacteria and other disease-causing germs. In addition to advanced germ-resistant technology and basics such as good hand washing habits, regular cleaning of your BenQ Board can defend against the surface transmission of common germs.

Follow these steps regularly to ensure your display remains protected. **You will need:**

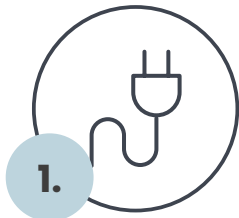


2 x Lint-free microfiber cloths



Spray bottle
70% isopropyl alcohol

Do's:



1. Power off your BenQ Board



2. Wipe the screen with a dry cloth to remove dust or dirt

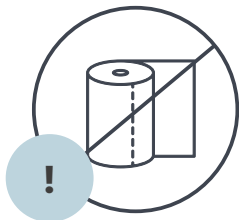


3. Spray your second cloth with cleaning alcohol

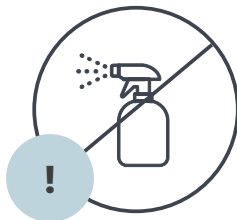


4. Gently wipe the screen & peripherals

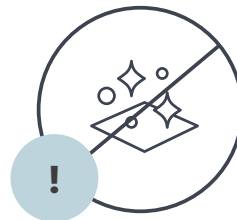
Don'ts:




Use paper towels or anything abrasive that could scratch the screen



Spray any liquid directly onto the screen



Fully soak the microfiber cloths



Use harsh chemicals or ammonia-based glass cleaners